

# Year 3



## Home Learning Timetable




Rise Park  
Academy Trust



Remember to wash your hands, cough into your elbow (mini 'dab') and try not to touch your face 😊. Stay healthy and safe.

Week Commencing - 27.04.20

Task	Monday	Tuesday	Wednesday	Thursday	Friday
<b>English</b> 	<p>A play script is used for people to perform a story as opposed to reading it. We can turn any story into a play script by just changing the layout and adding more dialogue. Here is an example of a play script. <a href="https://www.twinkl.co.uk/resource/t2-or-308-analysing-the-features-of-a-play-script-the-little-red-riding-hood-collection-example-text">https://www.twinkl.co.uk/resource/t2-or-308-analysing-the-features-of-a-play-script-the-little-red-riding-hood-collection-example-text</a> Can you turn one of the scenes from the Iron Man into a play script? You could use this template to help you. <a href="https://www.youtube.com/watch?v=ybexYTzmZ5Y">https://www.youtube.com/watch?v=ybexYTzmZ5Y</a></p> <p>With an adult, act out one of the scenes from the Iron Man. Decide who will be each character.</p>	<p><b>Spelling focus</b> - Words with a short 'u' sound spelt with an 'o'</p> <ul style="list-style-type: none"> <li>- woman</li> <li>- govern</li> <li>- wonder</li> <li>- brother</li> <li>- month</li> <li>- another</li> </ul> <p><b>SPAG Focus</b> - verbs and adverbs We know that verbs are doing words and adverbs describe those doing words. For example, ran is the verb and quickly is the adverb. Write a short story (no more than a paragraph) which is full of verbs and adverbs. You could describe your journey to the local shop, doing some baking at home or even how you wake up! Write down three ways you can travel to school. Can you describe these as well?</p>	<p>Listen to chapter 2 of the Iron Man by Ted Hughes. <a href="https://www.youtube.com/watch?v=8TvcRzzs44">https://www.youtube.com/watch?v=8TvcRzzs44</a> You are going to create your own Iron Man story. Draw a picture of your own mechanical character. What are they made of? What do they look like? Do they have any special features? Label your creation with powerful adjectives and brief descriptions.</p>	<p>Have another look at your own Iron Man creation. Think about what is going to happen in your own story. Make a story plan to generate some ideas for your own story. You will need to think about the characters, the plot (what is going to happen) and where your story is set. Tell an adult what you think is going to happen in your own story. Ask the adult to write down your story, then copy it using your neatest handwriting.</p>	<p>Listen to chapter 1 of the Iron Man again. <a href="https://www.youtube.com/watch?v=ycqfA-7udHs">https://www.youtube.com/watch?v=ycqfA-7udHs</a> Today, write the introduction to your own story. Remember this is a detailed and powerful description of your character. Use strong adjectives and try to include some similes. Using the storyboard attached, draw pictures to show what is going to happen in your story. <a href="https://www.twinkl.co.uk/resource/t2-e-4960-blank-comic-strip-template">https://www.twinkl.co.uk/resource/t2-e-4960-blank-comic-strip-template</a></p>
<b>Maths</b> 	<p><b>Focus this week is Place Value</b> Count in 10s forwards and backwards to 100 Value of each digit in 3 and 4 digit numbers - <a href="https://www.bbc.co.uk/bitesize/topics/zsjqtfr/articles/z9w3g82">https://www.bbc.co.uk/bitesize/topics/zsjqtfr/articles/z9w3g82</a> (you could look at the door numbers of houses when you are out for a walk today and test the rest of your family!) See <b>Purple Mash</b> for tasks set for today: <b>Set 3: Find numbers on a number line</b></p>	<p>Count in 10s forwards and backwards to 300 Comparing and ordering numbers - <a href="https://dotsub.com/view/7eda2bc9-de6b-440f-bf6d-f51cba5d7904">https://dotsub.com/view/7eda2bc9-de6b-440f-bf6d-f51cba5d7904</a> See <b>Purple Mash</b> for tasks set for today: <b>Set 3: Order numbers to 100</b> <b>Set 2: Compare and order up to 4 digits</b> <b>Set 1: numbers over 1000</b></p>	<p>Count in 10s forwards and backwards to 500 Numbers as words See Twinkl TV video on-line if you can access this. See <b>Purple Mash</b> for tasks set for today: <b>Set 3: Numbers to 100 quiz</b> <b>Set 2: Numbers as words (a)</b></p>	<p>Count in 10s forwards and backwards to 700 Sequencing and converting. See <b>Purple Mash</b> for tasks set for today: <b>Set 3: Sequencing to 100</b> <b>Set 2: Converting between PV</b> <b>Set 1: Converting to 10 000</b></p>	<p>Count in 10s forwards and backwards to 1000 Roman Numerals - <a href="https://youtu.be/IuioW-43Vtg">https://youtu.be/IuioW-43Vtg</a> <b>*Note to parents- please open link beforehand to skip over any adverts that may not be suitable for children</b> See <b>Purple Mash</b> for tasks set for today: <b>Set 3: 1 more/ 1 less</b> <b>Set 2: Roman Numeral Match</b> <b>Set 1: Roman Numerals</b></p>

	<b>Set 2:</b> Place Value - 3 digits <b>Set 1:</b> Place Value - 4 digits		<b>Set 1:</b> Write numbers as words - Thousands		Also, check out the <b>Mathletics</b> tasks that have been assigned by your Set Teacher for this week.
<b>Topic</b> 	<p>Music - Listen and Appraise</p> <p>Listen to the song 'Dance Monkey' and try to sing along to the lyrics. You can even get someone at home to join in with you!</p> <p>Listen to the song again and jot down how this song made you feel. What is this song about? What instruments does it use? Do you like it? Why?</p> <p><i>*Note to parents- please open link beforehand to skip over any adverts that may not be suitable for children</i></p> <p><a href="https://www.youtube.com/watch?v=68mhbM3Bag">https://www.youtube.com/watch?v=68mhbM3Bag</a></p> <p>After listening to the song tell an adult what instruments you heard, how it made you feel, do you like it? Why?</p>	<p>PE - Athletics</p> <p>Have relay races in the garden with someone else at home. After having a running race, have a skipping race? Or a hopping race? Have fun!</p>	<p>Spanish - Recap greetings</p> <p>Recap over your basic Spanish greetings by watching the video link below. Then have a conversation with a family member using the phrases from the sheet!</p> <p><i>*Note to parents- please open link beforehand to skip over any adverts that may not be suitable for children</i></p> <p><a href="https://www.youtube.com/watch?v=bKsIfOxXPaQ">https://www.youtube.com/watch?v=bKsIfOxXPaQ</a></p>	<p>Art - Patterns</p> <p>Have a paper and pencil/crayon/pen etc. ready. Go into your back garden, or even around your home and take rubbings of different patterns that you can see. Put your piece of paper over a patterned surface and go over it with your pencil/crayon etc. What do you see?</p>	<p>Computing - Graphing</p> <p>Research what is a graph. Explore all the different types of graphs there are. Children should have some knowledge of graphs and data from their maths lessons. Make a bar chart of how many different types of plants/flowers you can see in your garden. Don't forget your headings and axis'. Your x axis could represent 'types or flowers', your y axis could represent how many of each flower/plant you can see.</p>

Week Commencing -  
Week Commencing - 04.05.20

Task	Monday	Tuesday	Wednesday	Thursday	Friday
<b>English</b> 	<p>An accrostic poem is where the first letter of a word is followed by a sentence. Watch this video for support.  <a href="https://www.youtube.com/watch?v=ybexYTzmZ5Y">https://www.youtube.com/watch?v=ybexYTzmZ5Y</a></p> <p>Write your own acrostic poem about the Iron Man. The layout should be as shown below.</p> <p>I R O N M A N</p>	<p><b>Spelling focus</b> - Words with a short 'u' sound spelt with an 'ou'</p> <ul style="list-style-type: none"> <li>- enough</li> <li>- double</li> <li>- young</li> <li>- trouble</li> <li>- touch</li> <li>- country</li> </ul> <p><b>SPAG Focus</b> - openers  Watch the following video on openers.  <a href="https://www.youtube.com/watch?v=hQ1OwYu4GsY">https://www.youtube.com/watch?v=hQ1OwYu4GsY</a></p> <p>Generate a number of different openers for your story.  Could you change the opener you have used for your introduction already?  Could it be more powerful?  Can you write the beginning of Cinderella? How would you open a fairytale?</p>	<p>Listen to chapter 3 of the Iron Man by Ted Hughes.  <a href="https://www.youtube.com/watch?v=8TvcRzzzs44">https://www.youtube.com/watch?v=8TvcRzzzs44</a></p> <p>Continue to write your story.  Remember not to write too much without checking it through. Like we do in class, go back, and read what you have written so far. Does it make sense?</p> <p>Finish your storyboard. If you have finished your pictures, could you add some speech bubbles to the characters? What would they be saying?</p>	<p>Read through your story so far.  On the videos of the story, it shows you the front cover of the book.  Design your own front cover for the story. What title are you going to give it? Are you going to draw your main character on the front?</p>	<p>Watch this short video on blurbs (summary's)  <a href="https://www.youtube.com/watch?v=dsB73dRu6cE">https://www.youtube.com/watch?v=dsB73dRu6cE</a></p> <p>Most books have a short blurb on the back, which offers readers a summary of what the book is about.  Can you write a blurb for your own Iron Man story? Think about the key parts of your story and what will encourage people to read it.  Find an adult who hasn't heard your story and tell them what its about. Ask the adult to write down what you say and read it back to you. Do you think this sums up your story?</p>
<b>Maths</b> 	<p><b>Focus this week Addition and Subtration</b>  Generate a 2 or 3 digit number by throwing a dice or using playing cards - then say 1, 10, 100 <b>MORE</b> than that number.  <a href="https://www.bbc.co.uk/bitesize/topics/zy2mn39/articles/z3kmrwx">https://www.bbc.co.uk/bitesize/topics/zy2mn39/articles/z3kmrwx</a>  See Purple Mash for tasks set for today:  <b>Set 3: Add and Subtract facts to 20</b>  <b>Set 2: Adding HTO + O</b>  <b>Set 1: Adding HTO + T</b></p>	<p>Generate a 2 or 3 digit number by throwing dice or using playing cards - then say 1, 10, 100 <b>MORE</b> than that number.  See Purple Mash for tasks set for today:  <b>Set 3: Add and Subtract facts to 20/100</b>  <b>Set 2: Adding HTO + H</b>  <b>Set 1: Missing Numbers (1)</b></p>	<p>Generate a 2 or 3 digit number by throwing dice or using playing cards - then say 1, 10, 100 <b>LESS</b> than that number.  <a href="https://www.bbc.co.uk/bitesize/topics/zy2mn39/articles/zc78srd">https://www.bbc.co.uk/bitesize/topics/zy2mn39/articles/zc78srd</a>  See Purple Mash for tasks set for today:  <b>Set 3: Match fact models</b>  <b>Set 2: Subtraction HTO - O</b>  <b>Set 1: Subtraction HTO - T</b></p>	<p>Generate a 2 or 3 digit number by throwing dice or using playing cards - then say 1, 10, 100 <b>LESS</b> than that number.  See Purple Mash for tasks set for today:  <b>Set 3: Fact families</b>  <b>Set 2: Subtraction HTO - H</b>  <b>Set 1: Missing Numbers (2)</b></p>	<p>Generate a 2 or 3 digit number by throwing dice or using playing cards - then say 1, 10, 100 <b>MORE AND</b> 1, 10, 100 <b>LESS</b> than that number.  <a href="https://www.bbc.co.uk/bitesize/topics/zy2mn39/articles/zyhdfcw">https://www.bbc.co.uk/bitesize/topics/zy2mn39/articles/zyhdfcw</a>  See Purple Mash for tasks set for today:  <b>Set 3: Match facts</b>  <b>Set 2: Random addition (Ages 7-9)</b>  <b>Set 1: Random addition (Ages 9 - 11))</b>  Also, check out the <b>Mathletics</b> tasks that have been assigned by your Set Teacher for this week.</p>

## Topic



### History - Romans

The video below explains the effects of the Roman Empire in Britain.

<https://www.youtube.com/watch?v=3X7D8yz6QFg>

Create a factfile outlining some of the interesting facts you saw in the video!

*\*Note to parents- please open link beforehand to skip over any adverts that may not be suitable for children*

As you are watching the video, pause the video and tell an adult what you find interesting. Ask the adult to jot those facts down, then copy it using your neatest handwriting.

### PSHE - Rules

Write a newspaper article outlining the effects of Covid-19. In the article, outline the rules that need to be followed in our society today due to the outbreak. Explain why it is important to follow these rules and the consequences of breaking these rules. Do some research before writing your article. Remember to include the features of a newspaper (facts, picture, caption, title, heading, date, quotes).

Write a list of 4 rules that you have to follow during 'lockdown'.

### Science - Magnets

Watch the following video describing what a magnet is:

<https://vimeo.com/169320291>, then watch this video:

<https://vimeo.com/169319199> which describes the materials that are magnetic and are not.

Create a table with the headings 'magnetic' and 'not magnetic'. Find objects around the house and put them into the correct column of your table.

Draw and label 3 objects in the house that would be magnetic.

### RE - Places of Worship

Watch the following clip on churches:

<https://www.bbc.co.uk/teach/class-clips-video/religious-studies-ks2-my-life-my-religion-hinduism-inside-hindu-temple/zbf2t39>

The clip introduces some of the main features of a Mandir. Children should have good knowledge on Hinduism as they explored this in the Autumn term.

Pretend you were the one visiting the Mandir and write a diary entry explaining what you saw at the Mandir. What did you do there? You can even do some of your own research and add more detail into your diary entry 😊

Draw 3 things based on what you would see at the Mandir.

### Music - Create

Create a musical instrument using objects that you have at home. This could be a pringles box with rice inside, decorated colourfully! Or even a drum set using tupperware.

Be creative and imaginative! 😊

## Everyday activities:

### Story time



Share a book at least once a day.

### Exercise

Complete your favourite online exercise program or go for a walk.



### Relax

Find your favourite way to relax.



### Talk Time



Talk about how you are feeling or questions you may want to find out the answer to.

## Fun Family Challenges:

Life-size drawings

Cooking/baking

Gardening

Sew a button

