

Year 1


Home Learning Timetable






Rise Park
Academy Trust

Remember to wash your hands, cough into your elbow (mini 'dab') and try not to touch your face 😊. Stay healthy and safe.


Week 7 - WB 13th July

Task	Monday	Tuesday	Wednesday	Thursday	Friday
English 	<p>Go to www.phonicsplay.co.uk username:march20 password: home Click on the Resources tab at the top and select Phase 5 and scroll down until you see alternative sounds for /ai/. How many spellings do you already know? Play Phoneme Spotter and then word sort.</p> <p>Write a recount of your weekend news! Start your sentences with 'in the morning', 'in the afternoon' and 'in the evening'. Draw a picture next to each of the sentence starters and then write your sentences to go with each picture. Can you include some adjectives to make your work more detailed? Remember to use capital letters and full stops!</p>	<p>Go to www.phonicsplay.co.uk username:march20 password: home Click on the Resources tab at the top and select Phase 5 and scroll down until you see alternative sounds for /ee/. How many spellings do you already know? Play Phoneme Spotter and then word sort.</p> <p>Character Description; Rainbow Fish. https://www.youtube.com/watch?v=r9mryuEKkKc Go through the PowerPoint of the story. How does Rainbow Fish behave through each part of the story? Why? Draw a picture of the Rainbow Fish and write some descriptive sentences underneath using adjectives. Can you add some sentences to describe his character and use 'because' to explain why?</p>	<p>Go to www.phonicsplay.co.uk username:march20 password: home Click on the Resources tab at the top and select Phase 5 and scroll down until you see alternative sounds for /igh/. How many spellings do you already know? Play Phoneme Spotter and then word sort.</p> <p>Rainbow Fish Go through the story PowerPoint again. What is your favourite part of the story? Why? Today you are going to act it out so that you know it really well! Remember to use a loud, clear voice and body language to show you character!</p>	<p>Go to www.phonicsplay.co.uk username:march20 password: home Click on the Resources tab at the top and select Phase 5 and scroll down until you see alternative sounds for /oo/. How many spellings do you already know? Play Phoneme Spotter and then word sort.</p> <p>Rainbow Fish Re-read the story. Today you are going to design a story map to help you write the story tomorrow. Draw a picture for the beginning, middle and end of the story.</p> <p>Use Time Connectives next to each picture, Once upon a time, first,next,then, after, a while later etc.</p>	<p>Spelling test! Test words using the spellings for /ai/, /ee/, /igh/, /oo/</p> <p>Rainbow Fish Now it's time to write the story! Re-read the story one last time if you need to. Write 2 sentences next each of your pictures, for the beginning, middle and end of the story.</p> <p>Remember to include some of your adjectives from Tuesday's lesson!</p>

<p>Maths</p> 	<p>Counting in 2s, 5s or 10. Try counting backwards!</p> <p>Mild up to 30</p> <p>Medium up to 100</p> <p>Hot up to 200.</p> <p>This week are exploring measurements such as length, height, mass, time and money.</p> <p>Lesson 1: Length. Get your toys out and compare their length. Can you put them in order of length? Remember length is how long they are.</p> <p>Please see powerpoint for further information.</p>	<p>One more and one less of any number.</p> <p>Mild up to 30</p> <p>Medium up to 100</p> <p>Hot up to 200.</p> <p>Challenge: two less and two more of any number.</p> <p>Yesterday we looked at the length of the toys. Today we are going to be exploring height. Compare which toy is taller. Can you measure the height of your family members and put them in order?</p> <p>Check out bbc bitesize for more lessons on measurements.</p> <p>https://www.bbc.co.uk/bitesize/articles/zrq98xs</p>	<p>Counting to forward and back from any number.</p> <p>Mild up to 50</p> <p>Medium up to 100</p> <p>Hot up to 200.</p> <p>Today we are looking at mass. Can you find out which toy is lighter or heavier? Can you compare 2 toys, 3 or 5 toys? Can you put them in order from the lightest to the heaviest?</p> <p>https://www.topmarks.co.uk/early-years/lets-compare</p>	<p>Writing numbers in words.</p> <p>Mild up to 10</p> <p>Medium up to 20.</p> <p>Hot as high as you want to go.</p> <p>Today we are going to look at capacity. This is how much liquid can fill a cup or a box.</p> <p>https://www.bbc.co.uk/bitesize/topics/zt9k7ty/articles/zp8crdm</p> <p>Watch these videos to support. Please see PowerPoint for the activity or complete this lesson on BBC Bitesize.</p> <p>https://www.bbc.co.uk/bitesize/articles/zkrf382</p>	<p>Counting to forward and back from any number.</p> <p>Mild up to 50</p> <p>Medium up to 100</p> <p>Hot up to 200.</p> <p>Today we are going to be looking at money. Go through all the coins and notes. Can you make different addition sentences and subtraction sentences?</p> <p>Please see powerpoint for more information.</p>
<p>Topic</p> 	<p>Science</p> <p>How is your plant doing? Draw and write another entry in your plant diary or take a photo of it.</p> <p>This week we are learning about <i>Fish</i> and there is a useful video and a short quiz in BBC Bitesize.</p> <p>https://www.bbc.co.uk/bitesize/topics/z6882hv/articles/zxgq2hv</p> <p>There is also some interesting information on the PowerPoint "<i>Fish</i>".</p> <p>"Espresso" has a useful video</p> <p>https://central.espresso.co.uk/espresso/primary_uk/suBJECT/module/video/item11</p>	<p>P.E.</p> <p><i>Virtual Sports Day</i></p> <p>See Mrs Weichmann's video for ideas of what to do.</p> <p>More P.E.</p> <p><i>#ThisIsPE has some great ideas for indoor PE.</i></p> <p>This is the third video in the series, it is about throwing for accuracy.</p> <p>https://www.youtube.com/watch?v=tHRvquNKf1Q&list=PLYGRaluWWTojV3An2WEgsQ4qGFy_91jDL&index=4</p> <p>Have a go!</p>	<p>Art</p> <p>You can make your own rainbow fish from a paper plate.</p> <p>Here is one idea for making a fish.</p> <p>https://www.youtube.com/watch?v=FKOgk_B5yk</p> <p>How to make a simple moving fish.</p> <p>https://www.youtube.com/watch?v=UmZgsnY8fMQ</p> <p>How about an origami fish?</p> <p>https://www.youtube.com/watch?v=djPgdlm6lMY</p> <p>Music</p> <p>Here is a song about fish you might enjoy singing with your instruments.</p>	<p>RE/PHSE</p> <p>Something to think about this week.</p> <p>This week it is the third session on perseverance! Take a look at the next video here:</p> <p>https://ideas.classdojo.com/f/perseverance-the-dip-3</p> <p>The day of the Art Show has arrived. How will Katie do? Did she persevere and get out of The Dip?</p> <p><i>Questions to think about together.</i></p> <p>1. Often we use the word "best" as our goal. How else can we phrase our goal to allow for a growth mindset?</p> <p>2. How can you "learn new ways to improve?" Give an</p>	<p>Science</p> <p>Now we will learn about the life cycle of a fish. Look at "Life cycle of a fish" PowerPoint.</p> <p>Then colour in the "life cycle of a fish" colouring sheet.</p> <p>You have learned so much about lots of different types of animals and you are ready to have a go at the "which animal" worksheet.</p> <p>Then have some fun with the "pet detective" worksheet.</p> <p>Computing</p> <p>Find out some more information about your</p>

	55239/grade1/module1149557/index.html Once you have seen this video there are other activities and information you might like to have a look at on the website. Complete the “animal groups” worksheet.		https://www.youtube.com/watch?v=vRRe6bHNDkA Just for fun. https://www.youtube.com/watch?v=vRRe6bHNDkA	example from your week. 3. What kind of attitude should we have when we see others who are rockstars and we aren't rockstars yet? 	favourite fish.
--	---	--	---	---	-----------------

Week 8 - WB 20 th July ☹					
Task	Monday	Tuesday	Wednesday	Thursday	Friday
English 	It's our last week! Today we are going to write about some of our favourite memories of being in Year 1! Think about our Harvest/Christmas assemblies,	Now it's time to write about what you're looking forward to in Year 2! Use the video from your new teacher to write down some ideas! Also, write a list of the things			

	our favourite stories (Funny Bones, Farmer Duck, Winnie The Witch), World Book Day...	you want to do in the 6 Weeks holidays!			
<p>Maths</p> 	<p>Counting to forward and back from any number.</p> <p>Mild up to 50</p> <p>Medium up to 100</p> <p>Hot up to 200.</p> <p>Today we going to be making our own board game!</p> <p>Pick a board template from the website below or create your own. Please follow powerpoint for instructions on how to make a board game.</p>	<p>One more and one less of any number.</p> <p>Mild up to 30</p> <p>Medium up to 100</p> <p>Hot up to 200.</p> <p>Challenge: two less and two more of any number.</p> <p>Today the Year 1 team wants you to have lots of fun in maths! Play these maths games on the computer!</p> <p>https://www.abcya.com/games/AdventureManCounting</p> <p>https://www.abcya.com/games/DuckyRaceSubtraction</p> <p>https://www.abcya.com/games/FuzzBugsPatterns</p> <p>https://www.abcya.com/grades/2</p>			
Topic					



Everyday activities:

Story time



Share a book at least once a day.

Exercise

Complete a just dance routine on youtube or go for a nice walk. How many butterflies can you spot?



Relax

Make a den in the living room/bedroom or your garden and lay down to read a nice book/listen to music with your eyes closed.



Talk Time



Ask your family what their favourite subject was at school and if they remember any of their teachers. What were they like? What did your family want to be when they grew up? What do you want to be when you grow up?

Fun Family Challenges:

Learn a new song and add some actions

Play a board game or create a play to perform to family

Find out the names of the trees you spot on your daily walk.