



Year 5

Home Learning Timetable



Remember to wash your hands, cough into your elbow (mini 'dab') and try not to touch your face 😊.
Stay healthy and safe.

Week Commencing -13th July 2020

Task	Monday	Tuesday	Wednesday	Thursday	Friday
English  <p>Today we are going to look at the language used in the Lorax Answer the following Why has the author chosen to make up some words? What impact do they have on the story?</p> <p>View the powerpoint on Dojo and think about the words being used. For each word write your own definition</p> <p>Challenge can you make up your own words and give them a definition</p>	<p>Listen to the Lorax https://www.youtube.com/watch?v=EdWesdMfyd4&t=40s</p> <p>Today we are going to look at the language used in the Lorax Answer the following Why has the author chosen to make up some words? What impact do they have on the story?</p> <p>View the powerpoint on Dojo and think about the words being used. For each word write your own definition</p> <p>Challenge can you make up your own words and give them a definition</p>	 <p>SPORTS DAY!</p>	<p>Boogy Woogy Buggy by Michael Rosen WATCH https://www.youtube.com/watch?v=3IOo315p9WM</p> <p>This is a narrative poem what do you think this means? Look at powerpoint Dojo</p> <p>Read the Listeners Identify the key points to the story being told through this poem? (beg/mid/end)</p> <p>Write your own narrative poem this can be about anything</p>	<p>Today we are going to look at different parts of the lorax please watch the clips and answer the questions.</p> <p>Watch https://www.youtube.com/watch?v=8BBKHnhXxjw</p> <p>1. Describe Thneedville, what is it like to live there?</p> <p>Watch https://www.youtube.com/watch?v=GZ3fgYIUrJU&t=42s</p> <p>2. Draw a picture of the Lorax what does he believe in, why does he appear?</p> <p>Watch https://www.youtube.com/watch?v=BXIYuaycRbU</p> <p>3. What does the Once-ler believe and what effect does this have on the Lorax?</p>	<p>Watch https://www.youtube.com/watch?v=8BBKHnhXxjw</p> <p>What do you think the Lorax meant by unless?</p> <p>Watch https://www.youtube.com/watch?v=OqvD4NC-s9E&t=49s</p> <p>Write a letter to mother nature telling her what you will do to speak for her</p> <p>Turn your self into the lorax (see Dojo)</p>

Maths



Mrs Plachta
And
Miss Carter

Warm up:



Icons provided free by EmoryOne.com
Get more weekly math challenges at www.mashupmath.com

Today we are going to do some fun addition and subtraction revision!

On Classdojo you will find a Math mosaic for you to work out. You need to add and subtract decimals to reveal the picture!



shutterstock.com • 1032101407

Warm up



Find the value of each icon in the multiplication table below:

	0	avocado	2
pancakes	0	pancakes	donut
banana	coffee	banana	12
donut	0	donut	fried chicken



Icons provided free by EmoryOne.com
Get more weekly math challenges at www.mashupmath.com

Today we are doing some multiplication and division problems!

Go to Classdojo to find some worksheets for you to do!

Warm up



What can you put between a 7 and an 8 so that the result is GREATER THAN 7, but LESS THAN 8?

On to fractions, percentages and decimals!

Try to crack the code by writing the percentage equivalent to the fractions and decimals. Then use the grid to match the percentage to the letter.

Warm up

The total cost of a pair of shoes and a hoodie is \$150.
The hoodie costs \$100 more than the pair of shoes does.

How much does each item cost?



Today we are going to have some fun with shapes!

Play this game to get started:

<https://mathsframe.co.uk/en/resources/resource/83/sort-shapes-venn>

I have a couple of puzzles for you to work through. The first one is a tangram—you need to fit all the shapes inside a square. When you have done that, can you arrange all the shapes into an animal or bird?


Then next puzzle involves colouring the shapes using the clues that have been given. Read carefully!



Mrs Gardiner
And
Mrs Fournier

Warm up:

Place the 6 Salamanders in the squares on the board so that no captain is in the same line (either horizontal, vertical or diagonal) as another.



There are 4 possible solutions to this puzzle... how many can you find?

Today you will have fun helping Vikings to revise addition and subtraction



Warm up: you have to finish the maze with a total of 10. Your route can go right or down at each turn. There are 3 possible routes. Good luck 😊

START	1.6	2.3	0.9	1.2
0.6	0.8	1.7	2.1	0.7
1.4	1.9	1.6	0.3	2.2
1.8	1.7	1.5	2.4	0.4
0.8	1.6	2.6	0.9	FINISH

You are going to have fun today revising multiplying and dividing.

Warm up: how can you make the equation true by moving only one matchstick?




Fun today with fractions!

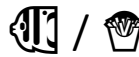




There are two papers for you to revise your fractions. The first is a summer themed worksheet—nice and simple to ease you in. 😊

The second is fun with worded fraction problems. This requires a little more concentration but still




Warm up: How many squares in total below?



Now today is really good fun and is all about shapes

	<p>There are both number and worded problems to solve. Good luck – have fun!</p> <p>☐</p>  <p>Choose Mrs Gardiner's & Mrs Fournier's PDF 1, 2, 3 and 4 for MONDAY</p>		<p>Your first task is to solve the 'fish and chip' problem!  using your multiplication skills. Your second task is to find all of the mathematical words that you can by using your dividing skills! (try as many as you enjoy doing)</p> <p>Choose Mrs Gardiner's & Mrs Fournier's PDF 1 and 2 WEDNESDAY</p>	<p>good fun. Choose as many as you can manage to do but try and do at least 5. Enjoy!</p>  <p>Choose Mrs Gardiner's & Mrs Fournier's PDF 1 & 2 THURSDAY</p>	<p>You will be doing a shape investigation! Finding 3D (3 dimensional) shapes in your home/garden and, if possible taking photos to stick in your books/print pictures of same shapes or even draw the shapes. You need to follow all the instructions/advice on the sheet provided. Post some pictures if you can 😊 Enjoy!</p> <p>Choose Mrs Gardiner's & Mrs Fournier's PDF 1 & 2 THURSDAY</p>
<p>Topic</p> 	<p>My Message in a Bottle</p>  <p>In a few months, you will be entering into Year 6! Take some time to write yourself a personal message that you will open on your first day of Year 6. Think about the advice you would want to give yourself as you start the year, the things that you want to remind yourself to do! Think about your goals, and remember this letter is for you only!</p> <p>If there are inspirational quotes that you want to keep close, write them in your letter! Post pictures of your bottles on your Class Dojo portfolio</p> <p>Task: Create a message in a bottle</p> <p>Once you have finished your letter, create an ocean bottle to attach your message to.</p>	 <p>Summer Flowers Task: Create a pot of various flowers</p> <p>On Class Dojo you will find a few different templates for creating some fun summer flowers- some will require hand painting; others have nets, and some require paper plates and other household items. You can also be creative with how you choose to make the flowers.</p> <p>Using items found at home, make a flowerpot, be creative with how you choose to decorate it. Once you are done the flowers you made into the pot!</p>  <p>Share your end results with us on your Class Dojo Portfolios</p>	<p>Letter to my Future Teacher</p> <p>As you start the new school year, it is important that your new teacher gets to know you! What do you think he/she needs to know about you?</p> <p>Task: Complete worksheet titled 'Letter to my new teacher 2020' (will be found on ClassDojo)</p> <p>The PDF contains three different templates to choose from to create your letter, you may choose the one the best suits you, or if you would like to create this letter on your own you may do so! We will try our best to make sure your future teacher knows all there is to know about you 😊</p>	<p>End of the Year Scrapbook</p>  <p>All though this year has been quiet unique, it has been a very special year for all of you! A lot has changed over the course of a year, and now is the time to look back and reflect on everything Year 5 has been for you!</p> <p>Task: complete the End of the year Scrapbook found on ClassDojo</p> <p>Be creative- draw pictures, colour it in, as this will hold memories for you to look back on in the future!</p> <p>Optional: you can create a small time capsule to hold items from this year and keep it with your yearbook to look through at a future date. The time capsule can be simple, use a shoe box or any other boxes at home and be sure to decorate it!</p>	

Week Commencing -20th July 2020

Task	Monday	Tuesday	Wednesday	Thursday	Friday
English 	English booklet Lots of diferent activities for you to complete today and tomorrow.	English booklet Lots of diferent activities for you to complete continue from yeasterday.	Inset Day	End of term Happy Summer	
Maths 	Mathsb ooklet Lots of diferent activities for you to complete today and tomorrow.	Maths booklet Lots of diferent activities for you to complete continue from yeasterday.			
Topic 	End of year fun / transition Returning to school all about me Tell your new teacher all about yourself	End of year fun / transition School A-Z can you find something we did this year for each letter of the alphabet Good luck!			

Everyday activities:

Story time



Read for 20mins a day.

Exercise

Complete your favourite online exercise program or go for a walk.



Relax

Find your favourite way to relax.



Talk Time



Talk about how you are feeling or questions you may want to find out the answer to.

Fun Family Challenges:

Watch an educational programme e.g. Deadly 60, Horrible Histories, Blue Planet